

general (General)	Confidential (Confidential)	secret (Secret)
----------------------	--------------------------------	--------------------

GAUR ATULYAM SOCIETY

Sep Month Report-2025

contents



1. Sep 2025 Financial Comparison with 2024
2. Head Summary
3. Liability Summary
4. Maintenance Due Detail
5. FD Account Detail.
6. Income Summary.
7. Month Expense Summary.
8. Accrued Income & Debit Note Summary.
9. Petty Cash/Cultural Summary.
10. Diesel Consumption Summary.
11. NBH Summary.
12. Legal Update
13. Notice

<https://gauratulyam.com>

Sep Month Expense Comparison: 2024 vs 2025

Head	Aug-24 (A)	Aug-25 (B)	Difference (A-B)	AOA- 2025~2026 Aug Efficiency
Opening Balance ICICI BANK Including (ICICI+ Yes+Axis FD)	78,61,255	1,83,05,578	1,04,44,323	↑ 133%
Total Income (Collection)	57,58,550	57,61,786	3,236	↑ 0%
Total Expense	39,30,095	66,33,990	27,03,895	↑ 69%
Net Profit / Loss	96,89,710	1,74,33,374	77,43,664	↑ 80%

Head	Remarks
Opening Balance ICICI BANK Including (ICICI+ Yes+Axis FD)	Growth of ₹1.04 Cr (133% increase).
Total Income (Collection)	Marginal increase of ₹3,236 (0%) suggests to explore new income avenues or ensure full recovery of dues to improve inflow.
Total Expense	Expenses have risen by ₹27.03 lakh (69% increase).
Net Profit / Loss	Profit has improved by ₹77.43 lakh (80% rise).

RECOVERY FORM CARE BLEND

Description	Amount
CARE BLEND FACILITY MANAGEMENT PVT LTD AS PER SETTELMENT MAIL	8,63,000
FRAUD DONE BY CARE BLAND STAFF	17,25,000
Total -RECOVERABLE AMOUNT FORM CARE BLEND	8,62,000

Head Summary Sep 2025

Income/Expense Summary	Jun-25	Jul-25	Aug-25	Sep-25
Total Fund Available as on Date 30th Jun-25 (A)	92,91,911			
Total Fund Available as on Date 31st July-25 (A)		95,90,242		
Total Fund Available as on Date 31st Aug-25 (A)			1,91,77,782	
Total Fund Available as on Date 30th Sep-25 (A)				1,83,05,578
Total Liability (UnPaid) Till 30th June-25 (B)	55,22,162			
Total Liability (UnPaid) Till 31st July-25- (B)		60,49,286		
Total Liability (UnPaid) Till 31st Aug 25- (B)			53,43,858	
Total Liability (UnPaid) Till 30th Sep-25- (B)				44,57,742
Total Profit/Loss (A-B)_2025	37,69,749	35,40,956	1,38,33,924	1,38,47,837



+1,38,47,837/ INR

Account Summary	Amount
OPENING BAL. AS ON DATE 01.09.2025 in ICICI BANK (A)	85,57,950.17
Total Income Received in Sep-25 (B)	57,61,786.10
Total Expenses in Sep-25 (C)	66,33,990.00
CLOSING BAL. AS ON DATE 30.09.2025 IN ICICI BANK (A+B-C)	76,85,746.27
ICICI FD BOOKED (Swipe FD)	9,49,463
BALANCE AS ON DATE 30.09.2025 IN YES BANK	12,203
BALANCE AS ON DATE 30.09.2025 IN AXIS BANK	96,58,166
TOTAL FUND AVAILABLE IN BANK AS ON DATE 30.09.2025	1,83,05,578.41

Sep - 2025 Liability Summary

LIABILITY (UNPAID BILLS) Till Date 30-Sep-2025	Amount
Npcl Commercial (Electricity) Sep-25 Bill	3,57,580
Vyomfacility India Pvt Ltd (Bill of month Sep-25)	21,02,592
Vyomfacility India Pvt Ltd (GST of month Aug-25)	3,02,580
National Detective Security & Allied Management (Bill of month Sep-25)	10,80,881
National Detective Security & Allied Management (GST of month Sep-25)	1,52,202
Inert Waste G Noida Authority charges (Mar-24 To Dec-24) Rs.31920 per month	3,19,200
INN4SMART Solutions Pvt Ltd (Vending Charges for Jan-Sep 25)	68,604
Temple Pujari Salary (Sep-25)	14,000
Accountant Salary (Sep-25)	35,000
Kapil Paints & Hardware Store (Exit Gate sewage / Rain water Line repair)	5,383
Auli Innovations Pvt Ltd (MMC of Visitor Boom Barrier for Sep-25)	4,720
Jai Balaji Tent House (LED Screen + Carpet)	15,000
TOTAL LIABILITY AMOUNT	44,57,741.78

Maintenance Due Till Sep-2025

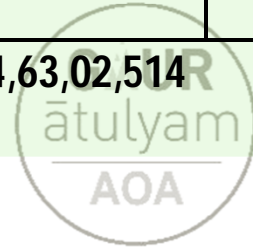
S/N	Description	Amount
1	Maintenance Recoverable From Residents as on 30-Sep-25	1019810

Accrued Income	Amount
MAINTENANCE RECOVERABLE FROM RESIDENTS AS ON 30-Sep-25	1019810.31
MAINTENANCE RECOVERABLE FROM TOWER - A	96700.86
MAINTENANCE RECOVERABLE FROM TOWER - B	25212.64
MAINTENANCE RECOVERABLE FROM TOWER - C	77016.75
MAINTENANCE RECOVERABLE FROM TOWER - D	293269.19
MAINTENANCE RECOVERABLE FROM TOWER - E	43820.04
MAINTENANCE RECOVERABLE FROM TOWER - F	37797.04
MAINTENANCE RECOVERABLE FROM TOWER - G	38711.36
MAINTENANCE RECOVERABLE FROM TOWER - H	164157.95
MAINTENANCE RECOVERABLE FROM TOWER - I	158406.72
MAINTENANCE RECOVERABLE FROM TOWER - J	55728.29
MAINTENANCE RECOVERABLE FROM TOWER - EWS & IS	28989.47
TOTAL FLAT NON POSSESSION	21
AREA SQFT	19,938
MONTHLY MAINTENANCE CHARGE @1.95 PER SQFT	38,879
Dues from 01.12.2021 to 30.09.2025	17,88,439

NOTE: IFMS and other payments not included in above amount

FD Account Detail Sep 2025

FD Accounts Details (IFMS)	(31-03-2025)	FD Accounts Details (IFMS)	FD Maturity Amount With Interest
ICICI FD BOOKED Booking Date 16-April-2022 Account No:414613004971	3,58,94,696	Maturity Date 16-April-2027	4,01,15,395
FD AXIS BANK BOOKED (Rs.8413698)	93,07,090		
RTGS:ICICR52024050400563685 to Axis Bank Booking Date 08-May-2024 Account No:924040070910598	11,00,728	Maturity Date 06-Nov-2025	11,55,957
Total FD Amount	4,63,02,514		4,12,71,352



Sep - 2025 Income Summary

Income (B)	Amount
Commercial Recharge	5,00,754
Residential Recharge (Dg + Maintenance)	39,67,720
Residential Offline + Old Payments (Radius payment in Aug-25 Cr. in Sep-25)	2,93,968
Higlance Laboratories Pvt. Ltd + Electricity	1,59,270
Interest received from Bank	53,219
Club Booking & Electricity	14,000
File Charge & Welcome Charge	56,500
Sticker Charges	4,484
Noc Charges	2,86,470
Work Permit	7,000
ATM Rent (Hitachi)	8,000
Phool Wala Rent Paid	4,000
Canopy Income	17,700
Entry Fees (From Scrap Dealer)	60,000
Penalty (Wrong Parking)	1,000
A G Enterprises (Milk Basket canopy Refund for not approved Door 2 Door)	50,000
Maintenance Rec. from Un-Possesed Flat	2,24,127
Kumari Manju Devi (wrongly payment by Tenant revert)	40,000
Received in Aug-25 but recharged in Sep-25	13,574
Total Income (B)	57,61,786

Recharge from Radius in Sep-25 of Rs.218927.3/- (CR Next month in Bank)

Sep -2025 Month Expense Summary

Expenses (c)	Amount
Facility Agency (VYOM Facility Management) Aug-25 (Bill = 1983578 - TDS - GST)	16,46,378
Facility Agency (VYOM Facility Management), GST (Jul-25)	3,02,580
Security Agency (NDS) Aug - 2025 (Bill = 997767 - TDS - GST)	8,37,025
Security Agency (NDS) (GST PAID of Jul-25)	1,52,860
Npcl Commercial (Electricity) Aug - 2025 Bill	3,59,175
Accountant Salary (Aug - 25)	35,000
Temple Pujari Salary (Aug - 25)	14,000
G N I D A (Authority for Inert Waste)	31,920
Tds Challan (For Aug-25)	58,960
G NOIDA Authority Water Bill (2025-26)	22,03,186
Parviom Technologies Pvt Ltd (Parking T ags)	23,600
VK Traders (Cement, Grit & Stone for sewage line , B2 Drain Line & commercial ladies toilet)	11,160
Kapil Paints & Hardware Store (Plumbing materials purchased)	17,346
Spirenet Digital Communications Pvt Ltd (Intercomm AMC for Jun-Aug 25)	1,30,500
Rao Ji Steel Traders (MS Angle, Iron parts for window)	7,171
Wonder System (Connectivity items purchased)	11,700
Fujitec India Pvt Ltd (Purchase of Lift button)	32,509
Radius Synergies International P Ltd (AMC of 3rd Qtr)	3,24,030
M/S S N Enterprises (Aluminium Frame work in Maintenance Office)	51,580
Kumari Manju Devi (wrongly payment revert)	40,000
In4smart Solution Private limited (DGI Box change)	29,500
Auli Innovations Pvt Ltd (MMC of Visitor Boom Barrier for Jul-Aug 25)	9,440
Priyanshi Sales Corporation (Steel Filing Cabinete)	39,294
Haryana Trading Company (Material Purchase for Fire Hydrant Line Repair)	5,640
SB Tech Press (Vinyl Sunboard for Maid Policy)	5,664
Nidhi Singh (Malwa shiftout from T ractor trolley)	23,200
A G Enterprises (Milk Basket canopy Refund for not approved Door 2 Door)	50,000
Chandra Prakash & Sons (Diesel)	1,76,300
Garg Electricals (LED Bulb / light, Switch, Socket and Fan)	4,272
Total Expenses (C)	66,33,990

Sep-2025 Accrued Income & Debit Note Summary

Accrued Income Summary		
S/N	Description	Amount
1	MAINTENANCE RECOVERABLE FROM RESIDENTS AS ON 30th-Sep-25 Sub Total (A)	10,19,810
Maintenance Recovered from Builder (GAUR)		
1	TOTAL FLAT NON POSSESSION	21
2	AREA SQFT	19,938
3	MONTHLY MAINTENANCE CHARGE @1.95 PER SQFT	38,879
	Dues from 01.12.2021 to 30.09.2025 Sub Total (B)	17,88,439
	Total (A+B)	28,08,248
IFMS and other payments not included in above amount		

Debit Note/Billing Summary July		
S/N	Description	Amount
1	Debit Note to NDS for NBH Device Lost & Sleeping	0
	Total	0

Sep-2025 Petty Cash

PETTY CASH BOOK					
01-09-2025	Opening Bal	Cash in hand			25808
02-09-2025	Stationery for Security	Office Exp		1780	24028
21-09-2025	MASTRAM NEWS AGENCY	Office Exp		320	23708
28-09-2025	Printing & Stationery	Office Exp		1050	22658
30-09-2025	Daily Tea Exp	Office Exp		3500	19158



Aug~ Sep -2025 DG Diesel Summary

Diesel and KWH Report of Aug-25

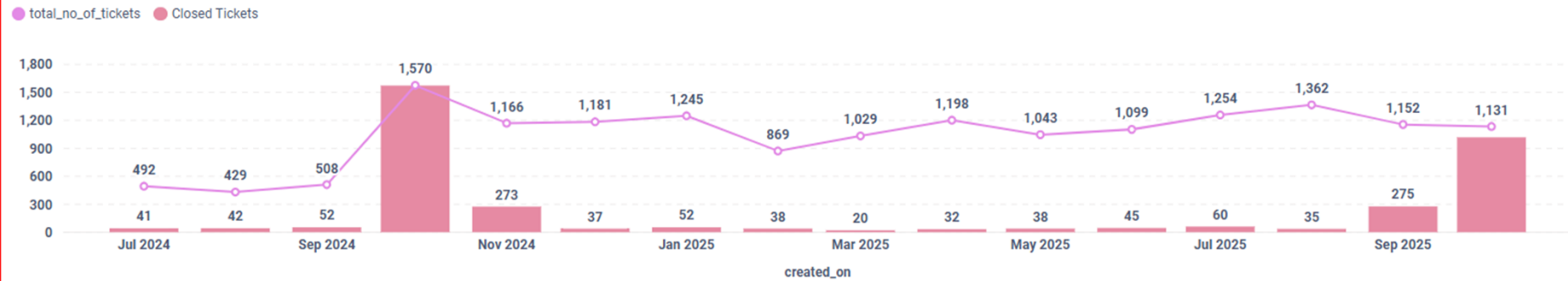
		DG - Hrs			KWH			Diesel			
S/N	D G Set	Opening	Closing	Total running Hrs	Opening	Closing	Total KWH	Opening	Add	Consume	Closing
1	No-1 (750 KVA)	267.50	270.20	2.70	12,815.00	13,283.00	468.00	700.00		210.00	490.00
2	No-2 (500 KVA)	7.20	9.90	2.70	81,909.00	82,151.00	242.00	500.00	250.00	150.00	600.00
3	No-3 (750 KVA)	116.60	119.30	2.70	7,077.00	7,542.00	465.00	550.00	250.00	210.00	590.00
4	No-4 (125 KVA)	150.60	152.70	2.10	4,409.00	4,510.00	101.00	115.00		45.00	70.00
5	Fire Engine (149 HP)							100.00			100.00
6	Drum							545.00		530.00	15.00
Total Diesel received								2,510.00	500.00	1,145.00	1,865.00

Diesel and KWH Report of Sep-25

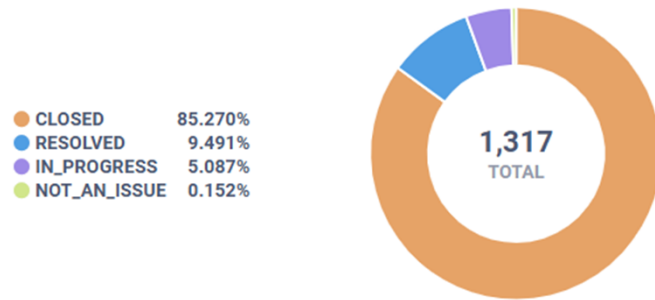
		DG - Hrs			KWH			Diesel			
S/N	D G Set	Opening	Closing	Total running Hrs	Opening	Closing	Total KWH	Opening	Add	Consume	Closing
1	No-1 (750 KVA)	270.2	277.2	7	13283	15204	1921	490	800	760	530
2	No-2 (500 KVA)	9.9	11.1	1.2	82151	82240	89	600		80	520
3	No-3 (750 KVA)	119.3	126.3	7	7542	8750	1208	590	400	550	440
4	No-4 (125 KVA)	152.7	159.3	6.6	4510	4769	259	70	100	85	85
5	Fire Engine (149 HP)							100			100
6	Drum							15	2000	1340	675
Total Diesel received								1865	3300	2815	2350

NBH Complain Summary

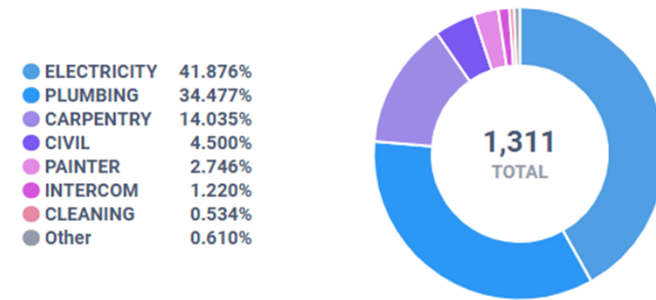
Helpdesk Ticket created and closed tickets



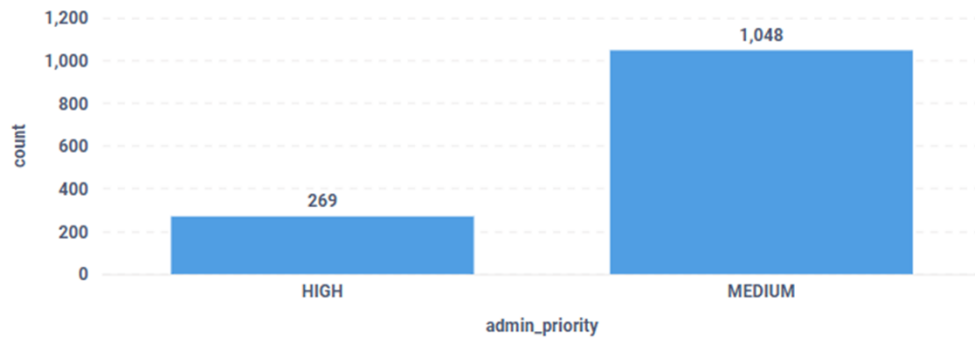
Helpdesk State



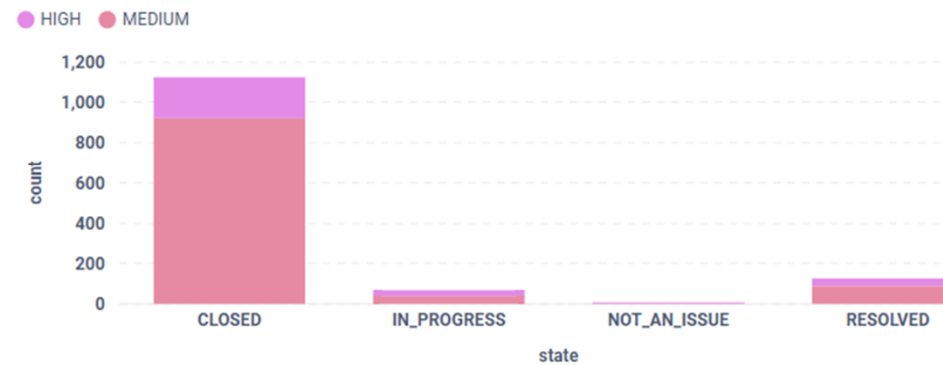
Helpdesk Category wise (Top 10)



Helpdesk Priority

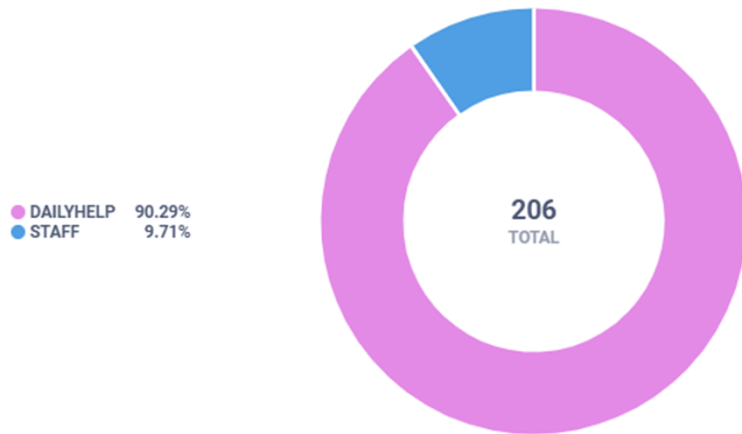


Helpdesk Priority State



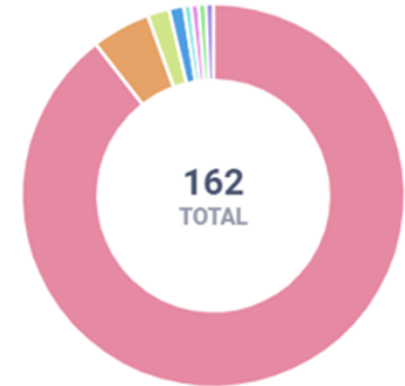
NBH Staff Dashboard

Staff/dailyhelp percentage

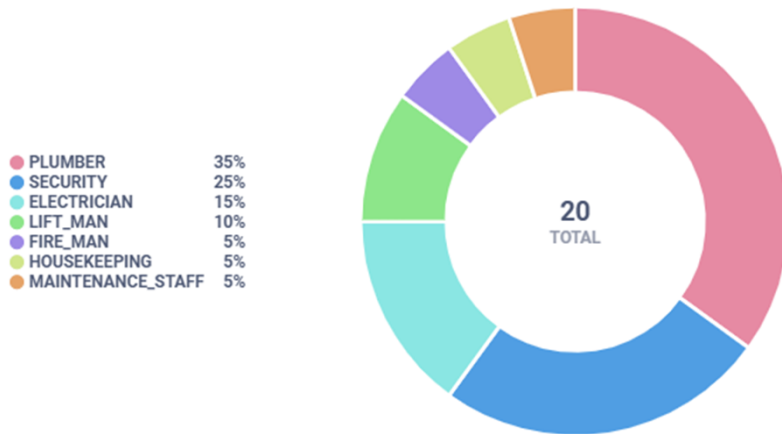


Dailyhelp Type Share

MAID	89.506%
SERVICE_CAR_CLEANER	4.938%
OTHERS	1.852%
COOK	1.235%
FULL_TIME_MAID	0.617%
PET_WALKER	0.617%
SERVICE_YOGA	0.617%
TUTION_TEACHER	0.617%

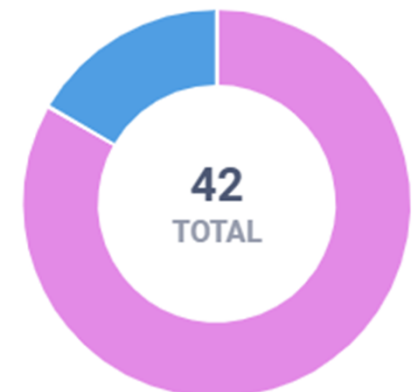


Staff Type Share



Staff / Dailyhelp created in last 30 days

DAILYHELP	83.3%
STAFF	16.7%





End of Document