

# GAUR ATULYAM SOCIETY

## Oct Month Report-2025

### contents



1. Oct 2025 Financial Comparison with 2024
2. Head Summary
3. Liability Summary
4. Maintenance Due Detail
5. FD Account Detail.
6. Income Summary.
7. Month Expense Summary.
8. Accrued Income & Debit Note Summary.
9. Petty Cash/Cultural Summary.
10. Diesel Consumption Summary.
11. NBH Summary.
12. Legal Update
13. Notice

# Oct Month Expense Comparison: 2024 vs 2025

Head	Oct-24 (A)	Oct-25 (B)	Difference (A-B)	AOA- 2025~2026 OCT Efficiency
Opening Balance ICICI BANK Including (ICICI+ Yes+Axis FD)	92,37,791	2,01,80,474	1,09,42,683	↑ 118%
Total Income (Collection)	55,17,295	56,92,064	1,74,769	↑ 3%
Total Expense	41,42,658	38,27,228	-3,15,430	↓ -8%
Net Profit / Loss	1,06,12,428	2,20,45,310	1,14,32,882	↑ 108%

Head	Remarks
Opening Balance ICICI BANK Including (ICICI+ Yes+Axis FD)	Growth of ₹1.09 Cr (118% increase).
Total Income (Collection)	Daily collections rose modestly by ₹1.74 lakh (3% increase),resident contributions or minor recovery of dues
Total Expense	Expenses increased by ₹3.15 lakh (8% rise)
Net Profit / Loss	Net profit more than doubled, rising by ₹1.14 crore (108% increase)

## RECOVERY FORM CARE BLEND

Description	Amount
CARE BLEND FACILITY MANAGEMENT PVT LTD AS PER SETTELMENT MAIL	8,63,000
FRAUD DONE BY CARE BLAND STAFF	17,25,000
Total -RECOVERABLE AMOUNT FORM CARE BLEND	8,62,000

# Head Summary Oct 2025

Income/Expense Summary	Aug-25	Sep-25	Oct-25
Total Fund Available as on Date 31st Aug-25 (A)	1,91,77,782		
Total Fund Available as on Date 30th Sep-25 (A)		1,83,05,578	
Total Fund Available as on Date 31st Oct-25 (A)			2,01,80,474
Total Liability (UnPaid) Till 31st Aug 25- (B)	53,43,858		
Total Liability (UnPaid) Till 30th Sep-25- (B)		44,57,742	
Total Liability (UnPaid) Till 31st Oct-25- (B)			47,71,175
<b>Total Profit/Loss (A-B)_2025</b>	<b>↑ 1,38,33,924</b>	<b>↑ 1,38,47,837</b>	<b>↑ 1,54,09,299</b>



**+1,54,09,299/ INR**



Account Summary	Amount
OPENING BAL. AS ON DATE 01.10.2025 in ICICI BANK (A)	76,85,746
Total Income Received in Oct-25 (B)	56,92,064
Total Expenses in Oct-25 (C)	38,27,228
CLOSING BAL. AS ON DATE 31.10.2025 IN ICICI BANK ( A+B-C)	95,50,582
ICICI FD BOOKED (Swipe FD)	9,49,463
BALANCE AS ON DATE 31.10.2025 IN AXIS BANK	96,80,429
<b>TOTAL FUND AVAILABLE IN BANK AS ON DATE 31.10.2025</b>	<b>2,01,80,474</b>

## Oct - 2025 Liability Summary

<b>LIABILITY (UNPAID BILLS ) Till Date 31-Oct-2025</b>	<b>Amount</b>
Npcl Commercial ( Electricity ) Oct-25 Bill	3,21,951
Vyomfacility India Pvt Ltd ( Bill of month Oct-25 )	22,22,900
Vyomfacility India Pvt Ltd ( GST of month Aug-25 )	3,20,734
National Detective Security & Allied Management ( Bill of month Oct-25)	10,54,844
National Detective Security & Allied Management ( GST of month Sep-25)	1,64,882
Inert Waste G Noida Authority charges (Mar-24 To Dec-24) Rs.31920 per month	3,19,200
INN4SMART Solutions Pvt Ltd ( Vending Charges for Apr- 25 to Sep-25 )	42,883
Temple Pujari Salary (Oct-25)	14,000
Accountant Salary (Oct-25)	35,000
VK Traders ( Repair of returning wall, sewage line & rain water in exit gate )	15,236
Auli Innovations Pvt Ltd ( MMC of Visitor Boom Barrier for Sep-25 & Oct-25)	9,440
Minenii corporate service ( for monthly compliance Charge )	16,000
Spirenet Digital Communication ( Intercomm AMC for Sep-25 to Nov-25 )	1,32,750
Kapil Paints & Hardware Store ( Material purchased for painting )	18,254
Jai Balaji Tent House ( LED Screen + Carpet )	16,520
Ekannsh Tent House ( For Temple Decoration )	10,000
Pal Jay Power Solutions Pvt Ltd ( DG AMC Charge for Oct-25 to Sep-26 )	51,271
Pearl Computers Lab ( Tally Renewal )	5,310
<b>TOTAL LIABILITY AMOUNT</b>	<b>47,71,175</b>

# Maintenance Due Till Oct-2025

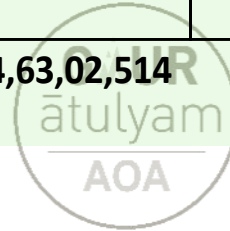
S/N	Description	Amount
1	Maintenance Recoverable From Residents as on 31st-Oct-25	<b>12,66,108</b>

Accrued Income	Amount
MAINTENANCE RECOVERABLE FROM RESIDENTS AS ON 31-Oct-25	12,66,108
MAINTENANCE RECOVERABLE FROM TOWER - A	1,25,090
MAINTENANCE RECOVERABLE FROM TOWER - B	26,686
MAINTENANCE RECOVERABLE FROM TOWER - C	1,04,049
MAINTENANCE RECOVERABLE FROM TOWER - D	3,12,453
MAINTENANCE RECOVERABLE FROM TOWER - E	78,465
MAINTENANCE RECOVERABLE FROM TOWER - F	68,929
MAINTENANCE RECOVERABLE FROM TOWER - G	52,945
MAINTENANCE RECOVERABLE FROM TOWER - H	2,12,304
MAINTENANCE RECOVERABLE FROM TOWER - I	1,73,513
MAINTENANCE RECOVERABLE FROM TOWER - J	72,367
MAINTENANCE RECOVERABLE FROM TOWER - EWS & IS	39,307
<b>TOTAL FLAT NON POSSESSION</b>	<b>21</b>
AREA SQFT	19,938
MONTHLY MAINTENANCE CHARGE @1.95 PER SQFT	38,879
Dues from 01.12.2021 to 31.10.2025	18,27,318
NOTE: IFMS and other payments not included in above amount	
<b>Total Accrued Income</b>	<b>30,93,426</b>

NOTE: IFMS and other payments not included in above amount

## FD Account Detail Oct 2025

FD Accounts Details (IFMS)	(31-03-2025)	FD Accounts Details (IFMS)	FD Maturity Amount With Interest
ICICI FD BOOKED Booking Date 16-April-2022 Account No:414613004971	3,58,94,696	Maturity Date 16-April-2027	4,01,15,395
FD AXIS BANK BOOKED ( Rs.8413698 )	93,07,090		
RTGS:ICICR52024050400563685 to Axis Bank Booking Date 08-May-2024 Account No:924040070910598	11,00,728	Maturity Date 06-Nov-2025	11,55,957
Total FD Amount	<b>4,63,02,514</b>		<b>4,12,71,352</b>



## Oct - 2025 Income Summary

Income (B)	Amount
Commercial Recharge	4,57,161
Residential Recharge (Dg + Maintenance)	35,94,101
Residential Offline + Old Payments ( Radius payment in Sep-25 Cr. in Oct-25)	2,18,927
Higlance Laboratories Pvt. Ltd + Electricity	1,71,040
Statiq EV Charger ( Electricity consumption )	1,14,229
Adonmo Private Limited ( Half-yearly rental of LED Screen )	3,06,184
Eurokids School (Due balance received )	1,15,799
Club Booking & Electricity	31,500
File Charge & Welcome Charge	37,000
Sticker Charges	4,956
Noc Charges	1,05,315
Work Permit	4,000
ATM Rent ( Hitachi )	8,000
Phool Wala Rent	4,000
Canopy Income	5,880
Tender Fees ( for painting work )	21,000
Penalty ( Wrong Parking )	1,000
Boom Barriers Damage Fine	5,600
Maintenance Rec. from Un-Possesed Flat (A-0702, J-0481)	4,46,827
UP Township Infrastructure Pvt Ltd ( IFMS )	26,000
Received in Oct-25 but recharged in Nov-25	13,544
<b>Total Income (B)</b>	<b>56,92,064</b>

Recharge from Radius in Sep-25 of Rs.218927.3/- (CR Next month in Bank )

## Oct -2025 Month Expense Summary

Expenses (c)	Amount
Facility Agency (VYOM Facility Management) Sep-25 (Bill = 2102592 - TDS - GST )	17,22,776
Facility Agency (VYOM Facility Management), GST ( Sep-25 )	3,02,580
Security Agency (NDS) Sep - 2025 ( Bill = 1080881 - TDS - GST )	9,06,840
Security Agency (NDS) ( GST PAID of Jul-25 )	1,52,202
Npcl Commercial (Electricity) Sep - 2025 Bill	3,57,580
Accountant Salary ( Sep - 25)	35,000
Temple Pujari Salary (Sep - 25)	14,000
G N I D A ( Authority for Inert Waste )	31,920
Tds Challan (For Sep-25 )	47,662
Parviom Technologies Pvt Ltd ( AMC)	92,916
Kapil Paints & Hardware Store ( Plumbing materials purchased )	5,383
Jai Lakshmi Adertisers ( Advertising of tender for painting work )	2,950
Acme Digital Security ( Purchase cctv camera & related items )	58,351
Cash withdrawal ( For petty cash )	20,000
Nileskart ( Purchase SS Water Bottle for Gifting to all staff )	20,760
VS Technology ( Lift Intercomm set & cover )	13,039
Arman Enterprises ( Acrylic Pocket & Vinyl Sticker )	19,269
Swarn Plaza ( Sweets purchase for all staff )	24,000
<b>Total Expenses ©</b>	<b>38,27,228</b>

# Oct-2025 Accrued Income & Debit Note Summary

Accrued Income Summary		
S/N	Description	Amount
1	MAINTENANCE RECOVERABLE FROM RESIDENTS AS ON 31st-Oct-25 Sub Total (A)	12,66,108
Maintenance Recovered from Builder (GAUR)		
1	TOTAL FLAT NON POSSESSION	21
2	AREA SQFT	19,938
3	MONTHLY MAINTENANCE CHARGE @1.95 PER SQFT	38,879
	Dues from 01.12.2021 to 30.09.2025 Sub Total (B)	17,88,439
	Total (A+B)	28,08,248
IFMS and other payments not included in above amount		

Debit Note/Billing Summary July		
S/N	Description	Amount
1	Debit Note to NDS for (Attendance, Sleeping, Misbehave)	25,369
2	Debit Note to VYOM for Attendance	23,444
	Total	48,813

# Oct-2025 Petty Cash

PETTY CASH BOOK					
01-10-2025	Opening Bal	cash in hand			19158
05-10-2025	MASTRAM NEWS AGENCY	Office Exp		320	18838
05-10-2025	Stationery for Security	Office Exp		1500	17338
10-10-2025	Labour charges (painter )	Repair & Maintenance		2000	15338
10-10-2025	Cash Withdrawal	cash in hand	20000		35338
11-10-2025	Labour charges (painter )	Repair & Maintenance		2000	33338
12-10-2025	Labour charges (painter )	Repair & Maintenance		2000	31338
12-10-2025	Material purchase	Repair & Maintenance		180	31158
12-10-2025	Stationery for Security	Office Exp		1800	29358
12-10-2025	Exp. In Tender	Office Exp		600	28758
13-10-2025	Labour charges (painter )	Repair & Maintenance		2000	26758
16-10-2025	Labour charges (painter )	Repair & Maintenance		2000	22758
31-10-2025	Daily Tea Exp	Office Exp		3200	

# Sep~ Oct -2025 DG Diesel Summary

## Diesel and KWH Report of Sep-25

		DG - Hrs			KWH			Diesel			
S/N	D G Set	Opening	Closing	Total running Hrs	Opening	Closing	Total KWH	Opening	Add	Consume	Closing
1	No-1 ( 750 KVA )	270.2	277.2	7	13283	15204	1921	490	800	760	530
2	No-2 ( 500 KVA )	9.9	11.1	1.2	82151	82240	89	600		80	520
3	No-3 ( 750 KVA )	119.3	126.3	7	7542	8750	1208	590	400	550	440
4	No-4 ( 125 KVA )	152.7	159.3	6.6	4510	4769	259	70	100	85	85
5	Fire Engine (149 HP)							100			100
6	Drum							15	2000	1340	675
<b>Total Diesel received</b>								1865	3300	2815	2350



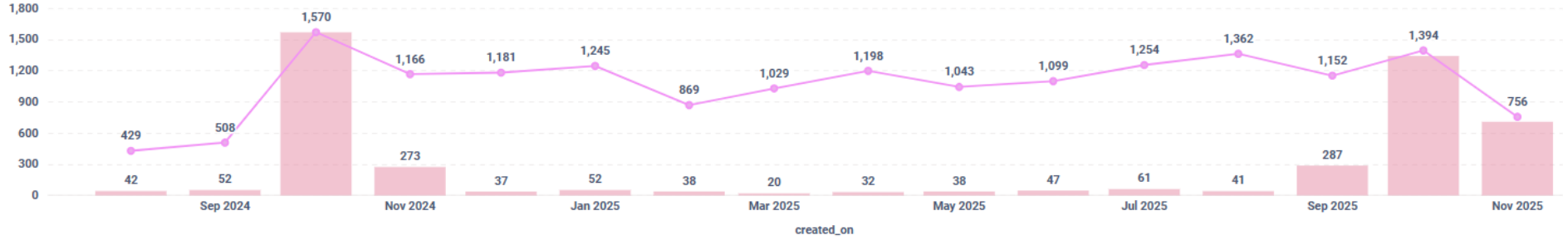
## Diesel and KWH Report of Oct-25

		DG - Hrs			KWH			Diesel			
S/N	D G Set	Opening	Closing	Total running Hrs	Opening	Closing	Total KWH	Opening	Add	Consume	Closing
1	No-1 ( 750 KVA )	277.2	281.5	4.3	15204	16202	998	530	200	390	340
2	No-2 ( 500 KVA )	11.1	11.2	0.1	82240	82240	0	520		5	515
3	No-3 ( 750 KVA )	126.3	132	5.7	8750	9561	811	440	375	355	460
4	No-4 ( 125 KVA )	159.3	161.3	2	4769	4813	44	85	100	35	150
5	Fire Engine (149 HP)							100			100
6	Drum							675		675	0
<b>Total Diesel received</b>								2350	675	1460	1565

# NBH Complain Summary

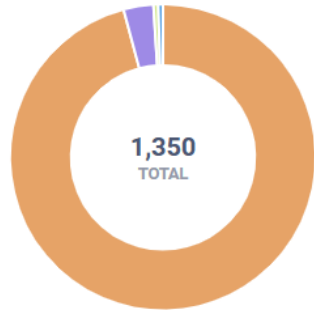
Helpdesk Ticket created and closed tickets

total\_no\_of\_tickets Closed Tickets



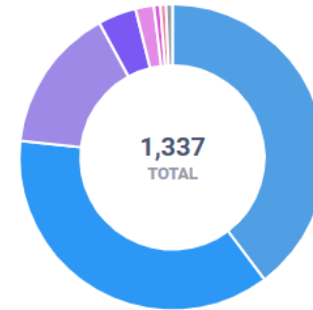
Helpdesk State

- CLOSED 96.5926%
- IN\_PROGRESS 3.1852%
- NOT\_AN\_ISSUE 0.1481%
- RESOLVED 0.0741%

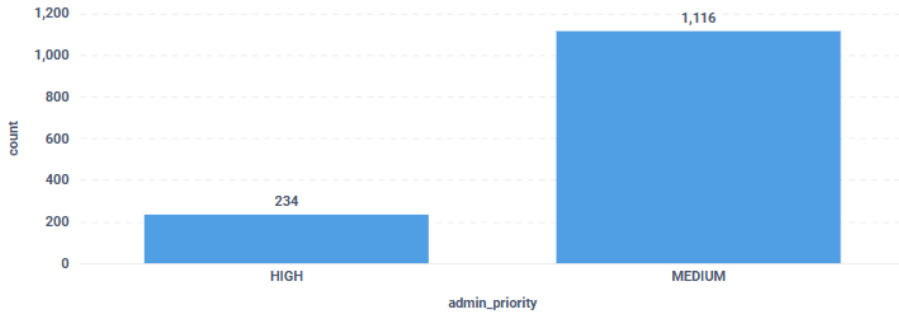


Helpdesk Category wise (Top 10)

- PLUMBING 39.716%
- ELECTRICITY 37.023%
- CARPENTRY 15.333%
- CIVIL 4.039%
- PAINTER 1.945%
- CLEANING 0.673%
- INTERCOM 0.598%
- Other 0.673%

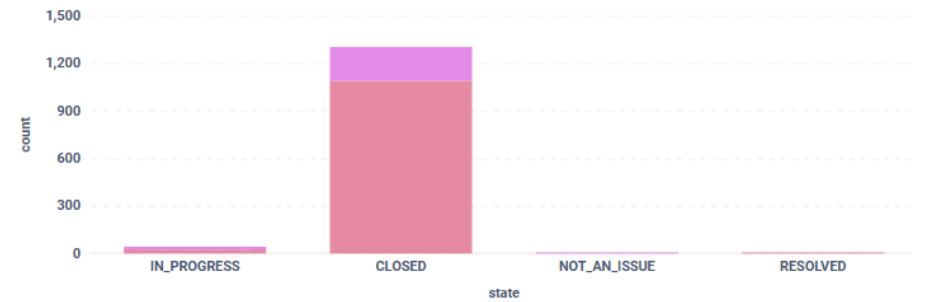


Helpdesk Priority



Helpdesk Priority State

HIGH MEDIUM





End of Document