

GAUR ATULYAM SOCIETY

Dec Month Report-2025

contents



1. Dec 2025 Financial Comparison with 2024
2. Head Summary
3. Liability Summary
4. Maintenance Due Detail
5. FD Account Detail.
6. Income Summary.
7. Month Expense Summary.
8. Accrued Income & Debit Note Summary.
9. Petty Cash/Cultural Summary.
10. Diesel Consumption Summary.
11. DG Running Summary
12. DG Load Summary Tower Wise
13. NBH Helpdesk Summary.

Nov~Dec Month Expense Comparison: 2024 vs 2025

Head	Nov-24 (A)	Nov-25 (B)	Difference (A-B)	AOA- 2025~2026 Nov Efficiency
Opening Balance ICICI BANK Including (ICICI+ Yes+Axis FD)	98,06,523	1,01,21,717	3,15,194	↑ 3%
Total Income (Collection)	55,96,068	49,38,142	-6,57,925	↓ -12%
Total Expense	50,19,718	53,40,773	3,21,055	↑ 6%
Net Profit / Loss	1,03,82,873	97,19,087	-6,63,786	↓ -6%

Head	Dec-24 (A)	Dec-25 (B)	Difference (A-B)	AOA- 2025~2026 Dec Efficiency
Opening Balance ICICI BANK Including (ICICI+ Yes+Axis FD)	1,13,69,170	96,79,726	-16,89,443	↓ -15%
Total Income (Collection)	58,78,726	53,12,700	-5,66,026	↓ -10%
Total Expense	43,16,872	57,55,992	14,39,120	↑ 33%
Net Profit / Loss	1,29,31,023	92,36,434	-36,94,589	↓ -29%

RECOVERY FORM CARE BLEND

Description	Amount
CARE BLEND FACILITY MANAGEMENT PVT LTD AS PER SETTELMENT MAIL	8,63,000
FRAUD DONE BY CARE BLAND STAFF	17,25,000
Total -RECOVERABLE AMOUNT FORM CARE BLEND	8,62,000

Head Summary Dec 2025

Income/Expense Summary	Oct-25	Nov-25	Dec-25
Total Fund Available as on Date 31th May-25 (A)			
Total Fund Available as on Date 31st Oct-25 (A)	2,01,80,474		
Total Fund Available as on Date 30th Nov-25 (A)		1,01,21,717	
Total Fund Available as on Date 31st Dec-25 (A)			96,79,726
Total Liability (UnPaid) Till 31st Oct-25- (B)	47,71,175		
Total Liability (UnPaid) Till 30th Nov-25(B)		55,08,786	
Total Liability (UnPaid) Till 31st Dec-25(B)			47,51,621
Total Profit/Loss (A-B)_2025	1,54,09,299	46,12,931 ↑	49,28,106



+49,28,106/ INR



Account Summary	Amount
OPENING BAL. AS ON DATE 01.12.2025 in ICICI BANK (A)	91,47,951
Total Income Received in Dec-25 (B)	53,12,699.97
Total Expenses in Dec-25 (C)	57,55,992.00
CLOSING BAL. AS ON DATE 31.12.2025 IN ICICI BANK (A+B-C)	87,04,659
ICICI FD BOOKED (Swipe FD)	9,49,463
BALANCE AS ON DATE 31.12.2025 IN AXIS BANK	25,604
TOTAL FUND AVAILABLE IN BANK AS ON DATE 31.12.2025	96,79,726

Dec - 2025 Liability Summary

LIABILITY (UNPAID BILLS) Till Date 31-Dec-2025	Amount
Npcl Commercial (Electricity) Dec-25 Bill	2,26,983
Vyomfacility India Pvt Ltd (Bill of month Dec-25)	22,44,300
Vyomfacility India Pvt Ltd (GST of month Nov-25)	3,49,040
National Detective Security & Allied Management (Bill of month Dec-25)	9,89,792
National Detective Security & Allied Management (GST of month Oct & Nov-25)	3,10,467
Inert Waste G Noida Authority charges (10 months due) Rs.31920 per month	3,19,200
INN4SMART Solutions Pvt Ltd (Vending Charges for Apr- 25 to Sep-25)	42,883
Temple Pujari Salary (Dec-25)	14,000
Accountant Salary (Dec-25)	35,000
VK Traders (Repair of park pathway & Tennis Court new tiles work)	15,119
Kapil Paints & Hardware Store (Water cooler Cabin, Ganga water line, Tennis court)	32,721
Satish (Hydrant shifting Charge)	3,600
Mohd. Dilshad (Market LT Panel repair charge)	4,000
Garg Electricals (LED Flood Light)	20,532
SS Enterprises (Steel Chain MS)	11,234
Spirenet Digital Communication (Intercomm AMC for Dec-25 to Feb-26)	1,32,750
TOTAL LIABILITY AMOUNT	47,51,621

Maintenance Due Till Dec-2025

S/N	Description	Amount
1	Maintenance Recoverable From Residents as on 31-Dec-25	13,16,138

Accrued Income	Amount
MAINTENANCE RECOVERABLE FROM RESIDENTS AS ON 31-Dec-25	13,16,139
MAINTENANCE RECOVERABLE FROM TOWER - A	99,986
MAINTENANCE RECOVERABLE FROM TOWER - B	48,368
MAINTENANCE RECOVERABLE FROM TOWER - C	76,491
MAINTENANCE RECOVERABLE FROM TOWER - D	3,29,760
MAINTENANCE RECOVERABLE FROM TOWER - E	68,467
MAINTENANCE RECOVERABLE FROM TOWER - F	71,316
MAINTENANCE RECOVERABLE FROM TOWER - G	91,036
MAINTENANCE RECOVERABLE FROM TOWER - H	1,94,209
MAINTENANCE RECOVERABLE FROM TOWER - I	2,00,705
MAINTENANCE RECOVERABLE FROM TOWER - J	82,138
MAINTENANCE RECOVERABLE FROM TOWER - EWS & IS	53,662
TOTAL FLAT NON POSSESSION	21
AREA SQFT	19,938
MONTHLY MAINTENANCE CHARGE @1.95 PER SQFT	38,879
Dues from 01.12.2021 to 30.11.2025	19,05,076
NOTE: IFMS and other payments not included in above amount	
Total Accrued Income	32,21,215

NOTE: IFMS and other payments not included in above amount

FD Account Detail Dec 2025

FD Accounts Details (IFMS)	Amount (As on 31-Mar-25)
ICICI FD BOOKED (Rs.31601000)	3,58,94,696
AXIS FD BOOKED (Rs.10800000) FD BOOKED IN NOVEMBER 2025	1,08,00,000
Total FD Amount	4,66,94,696

FD Maturity Amount With Interest	Amount
Maturity Date 16-April-2027 (31601000)	4,01,15,395
Maturity Date 17-May-2027 (10800000)	1,19,11,106
Total Maturity Amount	5,20,26,501



Dec - 2025 Income Summary

Income (B)	Amount
Commercial Recharge	4,73,005
Residential Recharge (Dg + Maintenance)	40,25,770
Residential Offline + Old Payments (Radius payment in Nov-25 Cr. in Dec-25)	2,87,989
Higlance Laboratories Pvt. Ltd + Electricity	1,54,040
Club Booking & Electricity	12,830
File Charge & Welcome Charge	52,500
Sticker Charges	3,658
Noc Charges	1,88,800
Work Permit	3,000
ATM Rent (Hitachi)	8,000
Phool Wala Rent	4,000
Canopy Income	12,000
Interest Received by Bank	54,654
Payment Received of Security Tender	30,000
Received in Dec-25 but recharged in next month	2,454
Total Income (B)	53,12,700

Recharge from Radius in Dec-25 of Rs.453927.3/- (Cr. Next month in Bank)

Dec -2025 Month Expense Summary

Expenses (c)	Amount
Facility Agency (VYOM Facility Management) Nov-25 (Bill =2288149.52 - TDS - GST)	18,94,428
Facility Agency (VYOM Facility Management), GST (Oct-25)	2,96,097
Security Agency (NDS) Nov - 2025 (Bill = 980442 - TDS - GST)	8,22,574
Security Agency (NDS), GST (Oct-25)	1,64,880
Npcl Commercial (Electricity) Nov - 2025 Bill	2,55,392
Accountant Salary (Nov - 25)	35,000
Temple Pujari Salary (Nov - 25)	14,000
G N I D A (Authority for Inert Waste)	31,920
Tds Challan (For Nov - 25)	73,472
ACME Digital Security (NVR , Hard Disk, HDMI Cable & Splitter)	33,984
Strongneev Infra Private Limited (For Painting)	2,19,520
Holy Diamond Electricals Pvt Ltd (Advanced for DG Synchronisation Work)	1,67,518
Jai laxmi Advertisers (Tender Notice of Security)	2,950
Ekansh Tent House (For Temple Decoration)	10,000
Fujitec India Pvt Ltd (AMC of Lift Oct-25 to Dec-25)	8,62,572
Auli Innovations Pvt Ltd (MMC of Visitor Boom Barrier)	9,440
Minerii corporate service (for monthly compliance Charge)	16,000
JP Steels (RO Cabin & New Bollard for visitor parking)	26,907
Kanak Enterprises (Cylinder Refilling , Valve, Pressure Gauj)	19,068
Harshita Infrastructure (EPDM work of Tennis Court)	75,000
Omaxe Designer Tile (Cement Tiles for parking repair)	23,010
VK Traders (For Park Area Pathway Repair & New Jhula Platform)	14,415
Garg Electrical (Armoured Copper cable for DG Synchronisation work)	1,37,883
Soccer International Pvt Ltd (GYM Machine)	1,37,470
SK Sales (Parking Bollard Fixing)	2,832
Parviom Technologies Pvt Ltd (Parkplus 4 wheeler car tags)	5,900
Radius Synergies International P Ltd (Vending Charge of CAM from Oct - Dec25)	3,23,735
Aggarwal Sanitary (Bried net for Cricket Pitch)	48,825
Nidhi Singh (For Malwa Shifting)	31,200
Total Expenses (C)	57,55,992

Dec-2025 Accrued Income & Debit Note Summary

Accrued Income Summary		
S/N	Description	Amount
1	MAINTENANCE RECOVERABLE FROM RESIDENTS AS ON 30-Nov-25 Sub Total (A)	13,16,138
Maintenance Recovered from Builder (GAUR)		
1	TOTAL FLAT NON POSSESSION	21
2	AREA SQFT	19,938
3	MONTHLY MAINTENANCE CHARGE @1.95 PER SQFT	38,879
	Dues from 01.12.2021 to 30.11.2025 Sub Total (B)	19,05,076
	Total (A+B)	32,21,215
IFMS and other payments not included in above amount		

Debit Note/Billing Summary July		
S/N	Description	Amount
1	Debit Note to NDS for (Attendance, Sleeping, Misbehave)	1,25,808
2	Debit Note VYOM Facility(Attendance, Penalty)	42,989
	Total	1,68,797

Dec-2025 Petty Cash

PETTY CASH BOOK					
Date	Particulars		Dr.	Cr.	Bal
01-12-2025	Opening Bal	Cash in hand			12080
08-12-2025	Delivery Charge of GYM Items	Freight	2005		10075
12-12-2025	Printing & Stationery	Office Exp	1985		8090
14-12-2025	MASTRAM NEWS AGENCY	Office Exp	320		7770
14-12-2025	Bisleri Water bottles	Office Exp	390		7380
14-12-2025	Snacks & Cold Drink (Tender)	Office Exp	1795		5585
25-12-2025	Sachin Tea Stall	Office Exp	625		4960
31-12-2025	Balloon Decoration on New year	Office Exp	1500		3460
31-12-2025	Daily Tea Exp	Office Exp	3500		-40

Nov ~ Dec -2025 DG Diesel Consumption Summary

Diesel and KWH Report of Nov-25											
		DG - Hrs			KWH			Diesel			
S/N	D G Set	Opening	Closing	Total running Hrs	Opening	Closing	Total KWH	Opening	Add	Consume	Closing
1	No-1 (750 KVA)	281.5	282.3	0.8	16202	16309	107	340	700	60	980
2	No-2 (500 KVA)	11.2	11.4	0.2	82240	82240	0	515		5	510
3	No-3 (750 KVA)	132	132.8	0.8	8750	9561	811	460	500	60	900
4	No-4 (125 KVA)	161.3	161.9	0.6	4769	4813	44	150	100	15	235
5	Fire Engine (149 HP)							100			100
6	Drum							0	195		195
7	Fogging								5	5	0
Total Diesel received								1565	1500	145	2920

Diesel and KWH Report of Dec-25											
		DG - Hrs			KWH			Diesel			
S/N	D G Set	Opening	Closing	Total running Hrs	Opening	Closing	Total KWH	Opening	Add	Consume	Closing
1	No-1 (750 KVA)	282.3	286.8	4.5	16309	17185	876	980		390	590
2	No-2 (500 KVA)	11.4	11.7	0.3	82240	82240	0	510		10	500
3	No-3 (750 KVA)	132.8	138	5.2	9605	11039	1434	900	195	525	570
4	No-4 (125 KVA)	161.9	165.4	3.5	4817	4898	81	235		45	190
5	Fire Engine (149 HP)							100			100
6	Drum							195			0
7	Fogging										
Total Diesel received								2920	195	970	1950

Dec -2025 DG Running Summary

Detailed DG Running Report

Page 1 of 5

From Date : 2025-12-01 To Date : 2025-12-31

Run Date :: 27/01/2026 04:16 PM

Site : GAUR ATULYAM GH-01A SECTOR-OMICRON-1

S.No	Run Date	Start Time	Stop Time	Duration (hh:mm:ss)
------	----------	------------	-----------	---------------------

DG Name : DG 1

1	2025-12-22	2025/12/22 22.21.32	2025/12/22 22.22.56	00:01:24
2	2025-12-25	2025/12/25 07.57.29	2025/12/25 08.19.47	00:22:18
3	2025-12-26	2025/12/26 14.04.29	2025/12/26 14.04.56	00:00:27
4	2025-12-26	2025/12/26 14.10.08	2025/12/26 14.10.44	00:00:36
5	2025-12-26	2025/12/26 14.11.32	2025/12/26 14.12.59	00:01:27
6	2025-12-26	2025/12/26 14.14.23	2025/12/26 14.18.35	00:04:12
7	2025-12-26	2025/12/26 14.18.42	2025/12/26 14.20.53	00:02:11
8	2025-12-26	2025/12/26 14.25.03	2025/12/26 14.25.29	00:00:26
9	2025-12-26	2025/12/26 14.26.27	2025/12/26 14.30.55	00:04:28
10	2025-12-26	2025/12/26 14.31.59	2025/12/26 14.33.16	00:01:17
11	2025-12-26	2025/12/26 14.35.39	2025/12/26 14.38.48	00:03:09
12	2025-12-31	2026/12/31 12.18.00	2026/12/31 12.42.21	00:24:21
13	2025-12-31	2026/12/31 17.33.06	2026/12/31 17.52.04	00:18:58

Total	85 min (1 hr 25 min)
--------------	----------------------

DG Name : DG 11

1	2025-12-22	2025/12/22 22.21.17	2025/12/22 22.22.49	00:01:32
2	2025-12-25	2025/12/25 07.57.05	2025/12/25 08.19.38	00:22:33
3	2025-12-26	2025/12/26 14.03.10	2025/12/26 14.04.47	00:01:37
4	2025-12-26	2025/12/26 14.05.16	2025/12/26 14.05.27	00:00:11
5	2025-12-26	2025/12/26 14.09.43	2025/12/26 14.10.35	00:00:52
6	2025-12-26	2025/12/26 14.11.07	2025/12/26 14.12.51	00:01:44
7	2025-12-26	2025/12/26 14.13.59	2025/12/26 14.17.15	00:03:16
8	2025-12-26	2025/12/26 14.18.17	2025/12/26 14.20.45	00:02:28
9	2025-12-26	2025/12/26 14.21.38	2025/12/26 14.21.41	00:00:03
10	2025-12-26	2025/12/26 14.24.38	2025/12/26 14.25.21	00:00:43
11	2025-12-26	2025/12/26 14.26.03	2025/12/26 14.30.47	00:04:44
12	2025-12-26	2025/12/26 14.31.35	2025/12/26 14.33.08	00:01:33
13	2025-12-26	2025/12/26 14.35.14	2025/12/26 14.38.39	00:03:25
14	2025-12-31	2026/12/31 12.17.25	2026/12/31 12.42.13	00:24:48
15	2025-12-31	2026/12/31 17.32.41	2026/12/31 17.53.07	00:20:26

Total	89 min (1 hr 29 min)
--------------	----------------------

DG Name : DG 12

1	2025-12-22	2025/12/22 22.21.20	2025/12/22 22.22.52	00:01:32
2	2025-12-25	2025/12/25 07.57.17	2025/12/25 08.19.43	00:22:26
3	2025-12-26	2025/12/26 14.04.16	2025/12/26 14.04.51	00:00:35
4	2025-12-26	2025/12/26 14.05.28	2025/12/26 14.05.31	00:00:03
5	2025-12-26	2025/12/26 14.09.56	2025/12/26 14.10.39	00:00:43
6	2025-12-26	2025/12/26 14.11.20	2025/12/26 14.12.55	00:01:35
7	2025-12-26	2025/12/26 14.14.12	2025/12/26 14.17.19	00:03:07
8	2025-12-26	2025/12/26 14.18.29	2025/12/26 14.20.49	00:02:20

Detailed DG Running Report

Page 5 of 5

From Date : 2025-12-01 To Date : 2025-12-31

Run Date :: 27/01/2026 04:16 PM

Site : GAUR ATULYAM GH-01A SECTOR-OMICRON-1

S.No	Run Date	Start Time	Stop Time	Duration (hh:mm:ss)
------	----------	------------	-----------	---------------------

DG Name : DG_13

1	2025-12-22	2025/12/22 22.21.58	2025/12/22 22.22.47	00:00:49
2	2025-12-25	2025/12/25 07.56.57	2025/12/25 08.19.50	00:22:53
3	2025-12-26	2025/12/26 14.00.30	2025/12/26 14.00.37	00:00:07
4	2025-12-26	2025/12/26 14.01.30	2025/12/26 14.01.37	00:00:07
5	2025-12-26	2025/12/26 14.02.24	2025/12/26 14.02.33	00:00:09
6	2025-12-26	2025/12/26 14.02.58	2025/12/26 14.03.13	00:00:15
7	2025-12-26	2025/12/26 14.03.41	2025/12/26 14.04.42	00:01:01
8	2025-12-26	2025/12/26 14.05.04	2025/12/26 14.05.22	00:00:18
9	2025-12-26	2025/12/26 14.05.48	2025/12/26 14.05.59	00:00:11
10	2025-12-26	2025/12/26 14.09.31	2025/12/26 14.10.31	00:01:00
11	2025-12-26	2025/12/26 14.10.55	2025/12/26 14.12.35	00:01:40
12	2025-12-26	2025/12/26 14.13.47	2025/12/26 14.17.10	00:03:23
13	2025-12-26	2025/12/26 14.18.05	2025/12/26 14.20.40	00:02:35
14	2025-12-26	2025/12/26 14.21.26	2025/12/26 14.21.36	00:00:10
15	2025-12-26	2025/12/26 14.21.58	2025/12/26 14.22.09	00:00:11
16	2025-12-26	2025/12/26 14.24.26	2025/12/26 14.25.16	00:00:50
17	2025-12-26	2025/12/26 14.25.50	2025/12/26 14.30.43	00:04:53
18	2025-12-26	2025/12/26 14.31.23	2025/12/26 14.33.04	00:01:41
19	2025-12-26	2025/12/26 14.33.35	2025/12/26 14.33.42	00:00:07
20	2025-12-26	2025/12/26 14.35.02	2025/12/26 14.38.27	00:03:25
21	2025-12-31	2026/12/31 12.06.23	2026/12/31 12.42.47	00:36:24
22	2025-12-31	2026/12/31 17.32.33	2026/12/31 17.52.14	00:19:41


Total	101 min (1 hr 41 min)
--------------	-----------------------

Grant Total	957 min (15 hr 57 min)
--------------------	------------------------

Jan~Dec -2025 DG Load Summary Tower Wise

Tower	JAN	Feb	MAR	APR	MAY	JUN	JUL	AUG	SEP	OCT	NOV	DEC
A	247	247	247	247	247	247	247	247	247	247	247	247
B	94	94	94	94	94	94	94	94	94	94	94	94
C	145	145	145	145	145	145	145	145	145	145	145	146
D	149	150	150	150	150	150	150	152	152	152	152	152
E	151	151	151	151	151	151	151	151	151	151	151	151
EWS	15	16	16	17	18	18	18	18	18	18	18	18
F	149	149	150	150	150	150	151	151	151	151	151	151
G	149	149	149	149	149	149	149	149	149	149	149	149
H	280	280	280	280	280	280	280	280	280	280	280	280
I	273	273	273	273	275	275	275	275	275	275	275	275
IS	18	18	18	18	18	18	18	18	18	18	18	18
J	151	151	151	151	151	151	151	151	151	151	151	151
Total Load kW	1,821	1,823	1,824	1,825	1,828	1,828	1,829	1,831	1,831	1,831	1,831	1,832

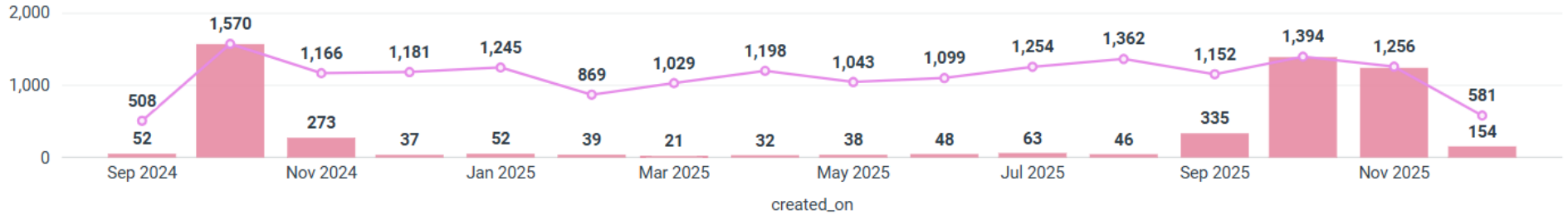
Current Meter Health Status

Location	Meter No	CSQ	MWh	MVAh	R-Voltage	Y-Voltage	B-Voltage	R-Current	Y-Current	B-Current	PF	MD MW	MD MVA
GH-001A	SHT01009		23,371,380.00	23,462,220.00	6,020.00	6,067.00	6,049.00	15.51	16.98	16.56	0.99	1,000.00	1,000.00

NBH Helpdesk Complain Summary

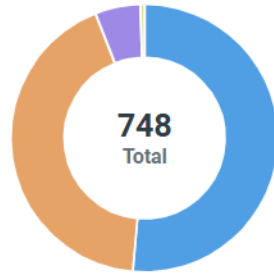
Helpdesk Ticket created and closed tickets

total_no_of_tickets Closed Tickets



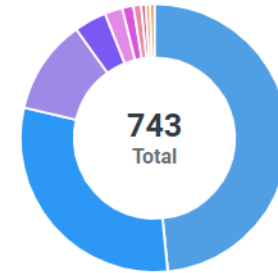
Helpdesk State

- RESOLVED 51.471%
- CLOSED 42.647%
- IN_PROGRESS 5.481%
- NOT_AN_ISSUE 0.401%

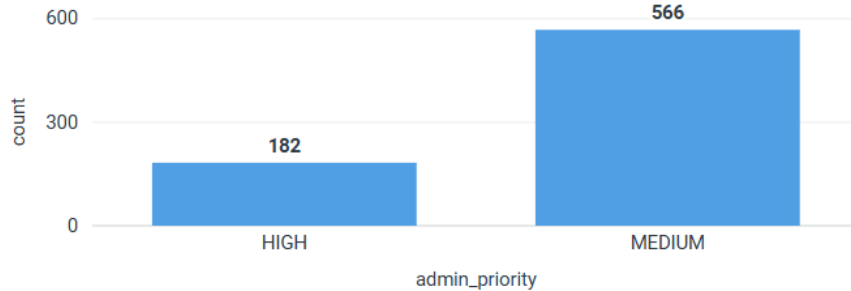


Helpdesk Category wise (Top 10)

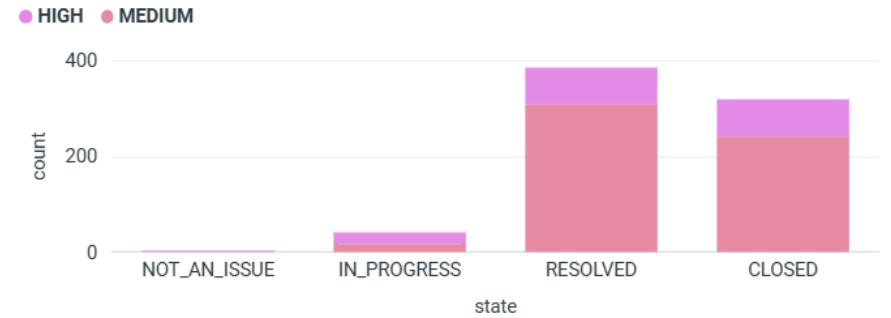
- PLUMBING 48.452%
- ELECTRICITY 30.283%
- CARPENTRY 11.440%
- CIVIL 3.903%
- INTERCOM 2.153%
- PAINTER 1.346%
- SECURITY 0.942%
- CLEANING 0.538%
- OTHERS 0.538%
- PARKING 0.404%



Helpdesk Priority



Helpdesk Priority State





End of Document